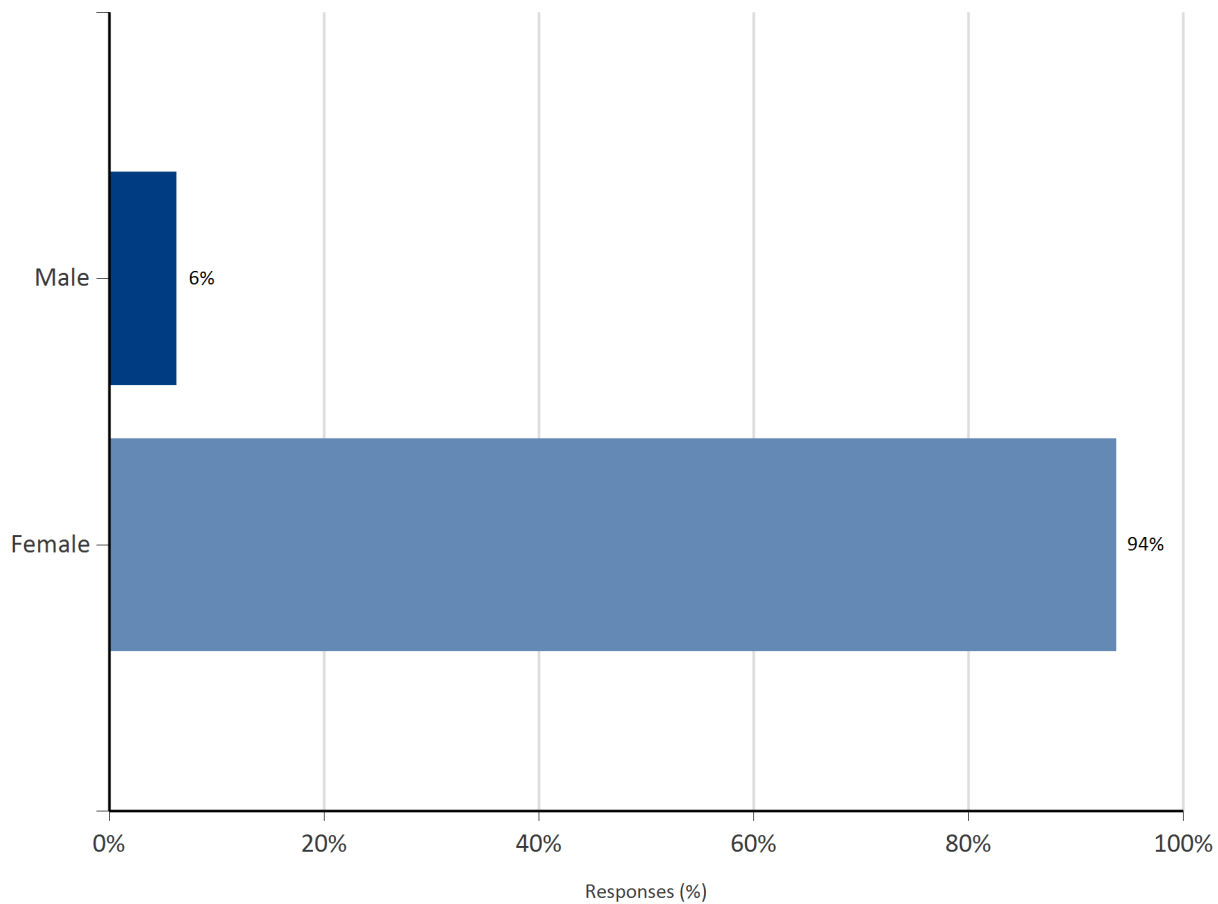


School Survey

Overview

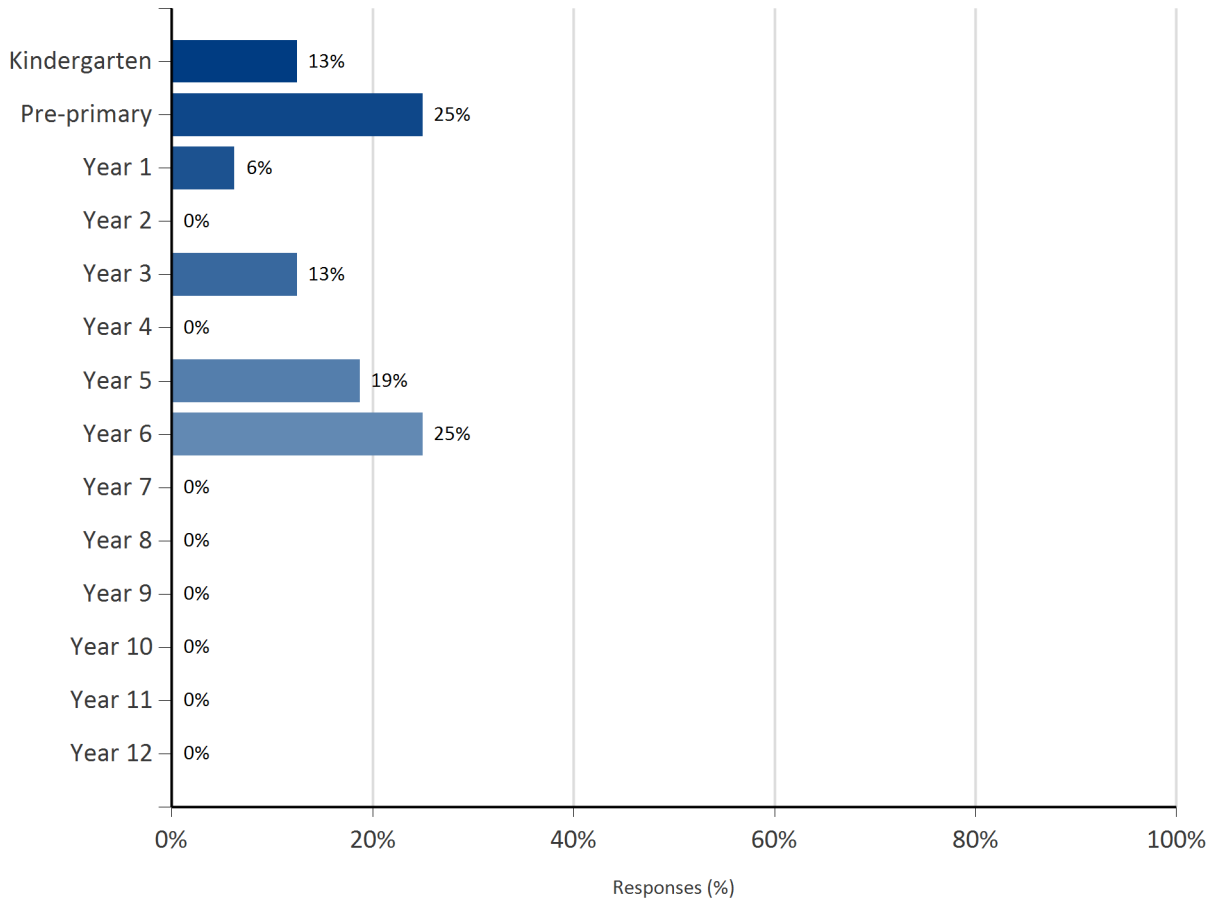
Survey title	Riverside ESC Parent and Carer Survey 2016
Report title	Distribution - single
Organisation name	Riverside Ed Sup Ctre
Generation time & date	1:45PM - 12 Dec 2016
Generated by	David Perry
Distribution name	Riverside ESC Parent and Carer Survey 2016 - 21/11/2016 5:22 PM
School year	2016
Num of online responses	0
Num of manual responses	16

1 . Are you male or female?



	Male		Female	
	Num	%	Num	%
Number	1	6%	15	94%

2 . What is the Year level of the child you are considering when you answer this survey?

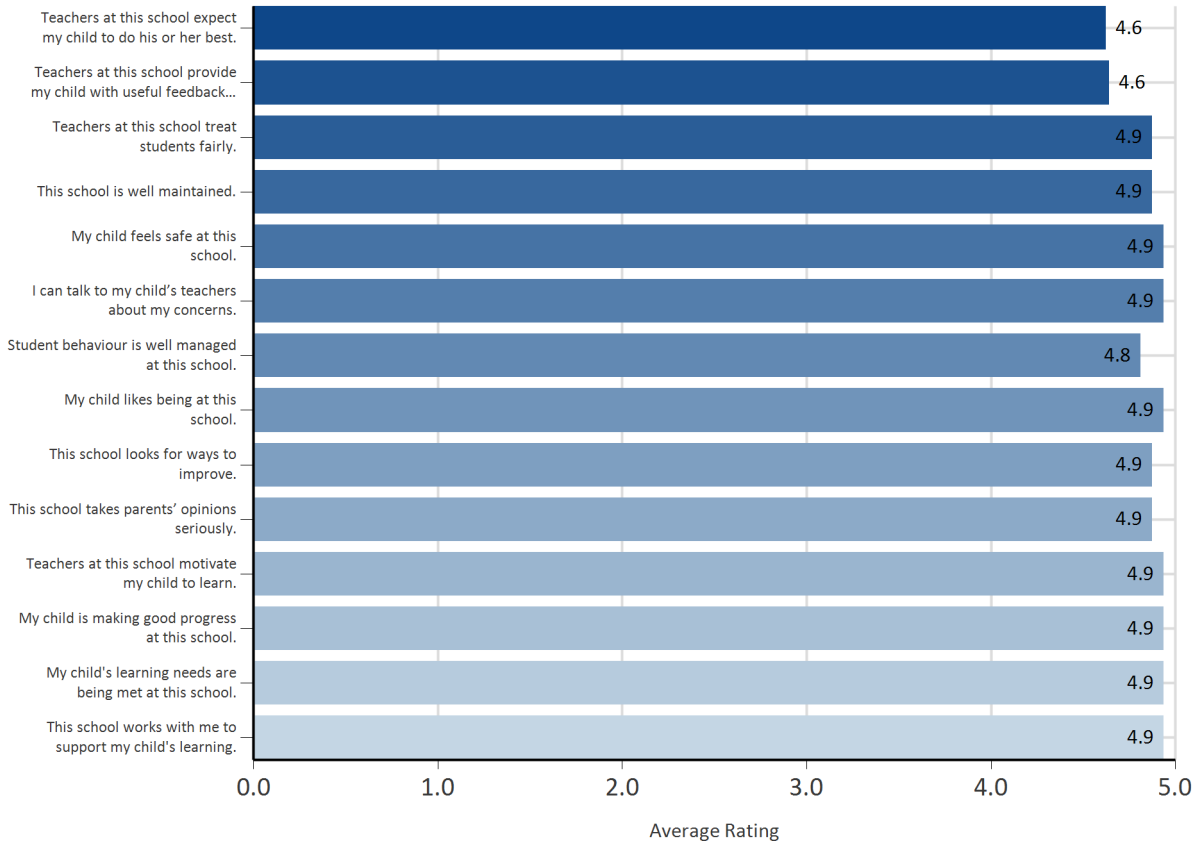


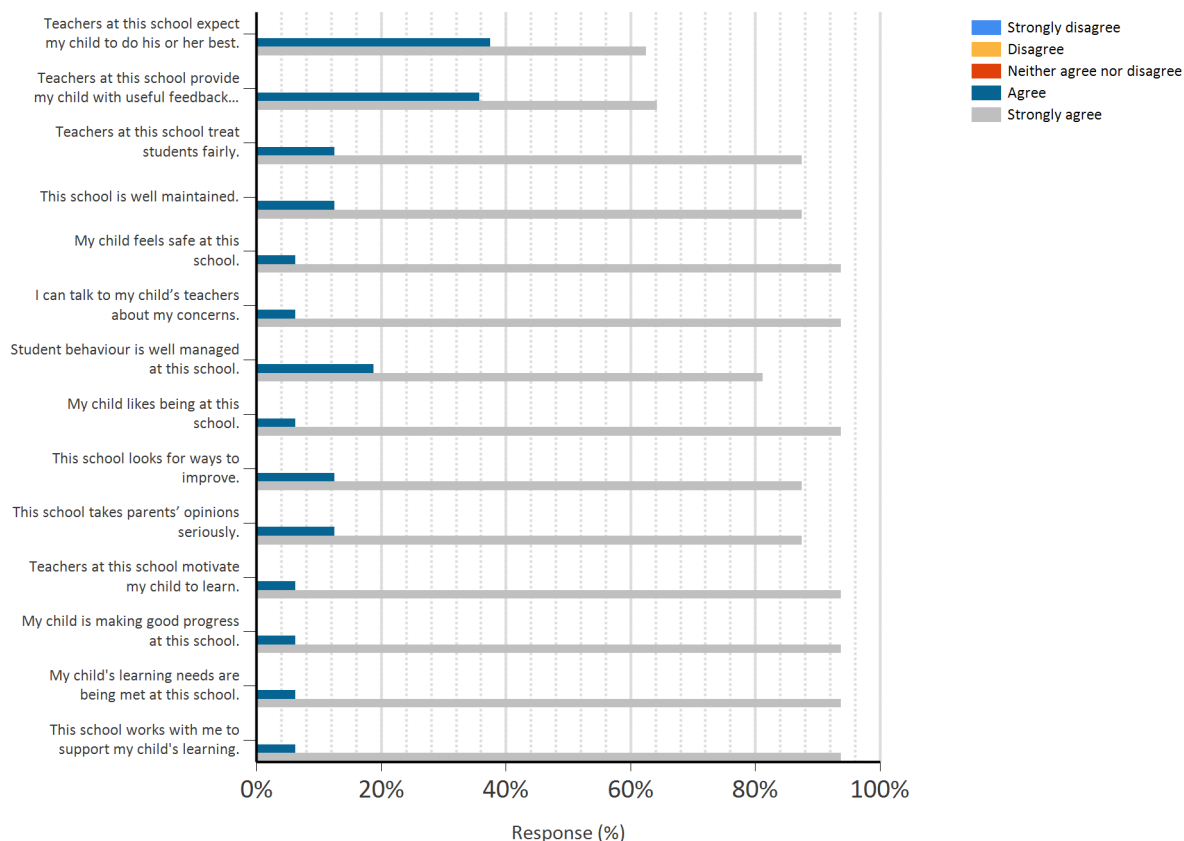
	Kindergarten		Pre-primary		Year 1		Year 2		Year 3		Year 4		Year 5	
	Num	%	Num	%	Num	%	Num	%	Num	%	Num	%	Num	%
Number	2	13%	4	25%	1	6%	-	-	2	13%	-	-	3	19%

	Year 6		Year 7		Year 8		Year 9		Year 10		Year 11		Year 12	
	Num	%	Num	%	Num	%	Num	%	Num	%	Num	%	Num	%
Number	4	25%	-	-	-	-	-	-	-	-	-	-	-	-

3 . Please rate the items below

Rating	Score
Strongly agree	5
Agree	4
Neither agree nor disagree	3
Disagree	2
Strongly disagree	1





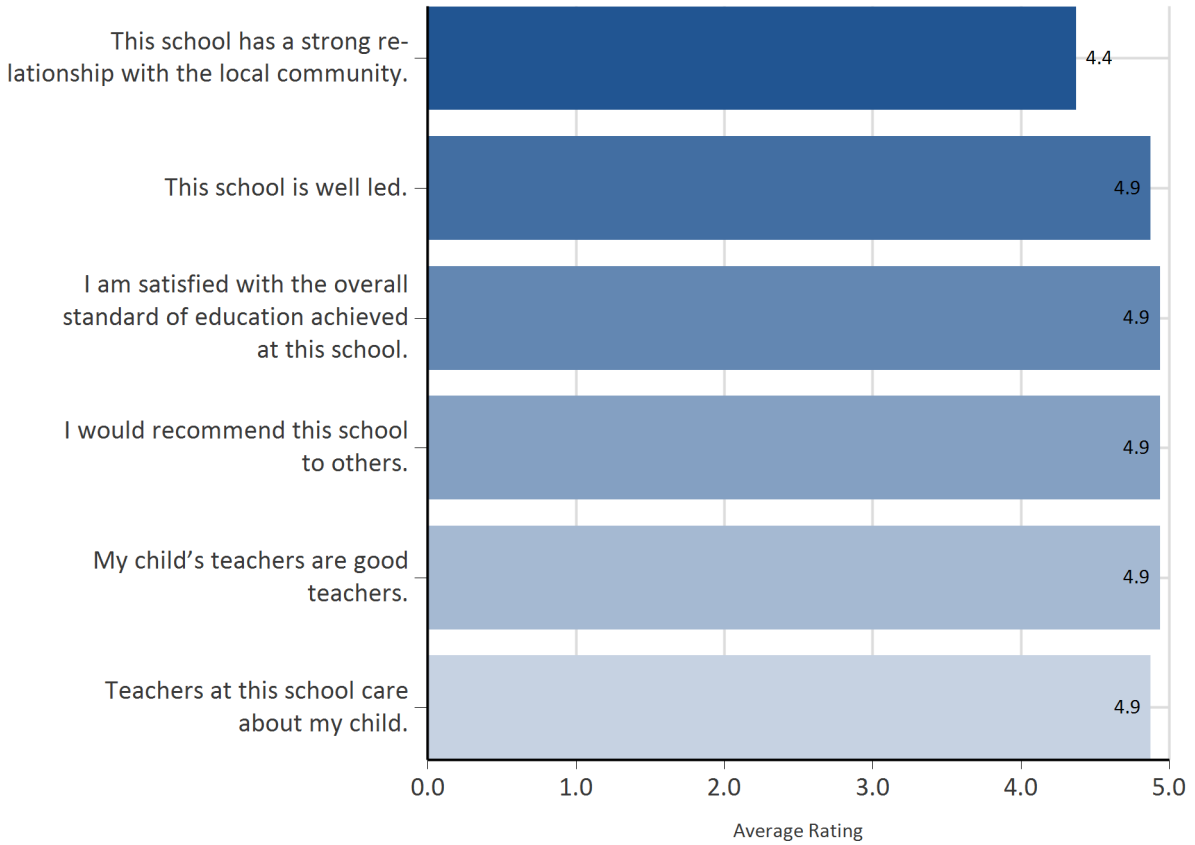
	Strongly disagree		Disagree		Neither agree nor disagree		Agree		Strongly agree	
	Num	%	Num	%	Num	%	Num	%	Num	%
Teachers at this school expect my child to do his or her best.	-	-	-	-	-	-	6	38%	10	63%
Teachers at this school provide my child with useful feedback about his or her school work.	-	-	-	-	-	-	5	36%	9	64%
Teachers at this school treat students fairly.	-	-	-	-	-	-	2	13%	14	88%
This school is well maintained.	-	-	-	-	-	-	2	13%	14	88%
My child feels safe at this school.	-	-	-	-	-	-	1	6%	15	94%
I can talk to my child's teachers about my concerns.	-	-	-	-	-	-	1	6%	15	94%
Student behaviour is well managed at this school.	-	-	-	-	-	-	3	19%	13	81%
My child likes being at this school.	-	-	-	-	-	-	1	6%	15	94%
This school looks for ways to improve.	-	-	-	-	-	-	2	13%	14	88%
This school takes parents' opinions seriously.	-	-	-	-	-	-	2	13%	14	88%
Teachers at this school motivate my child to learn.	-	-	-	-	-	-	1	6%	15	94%

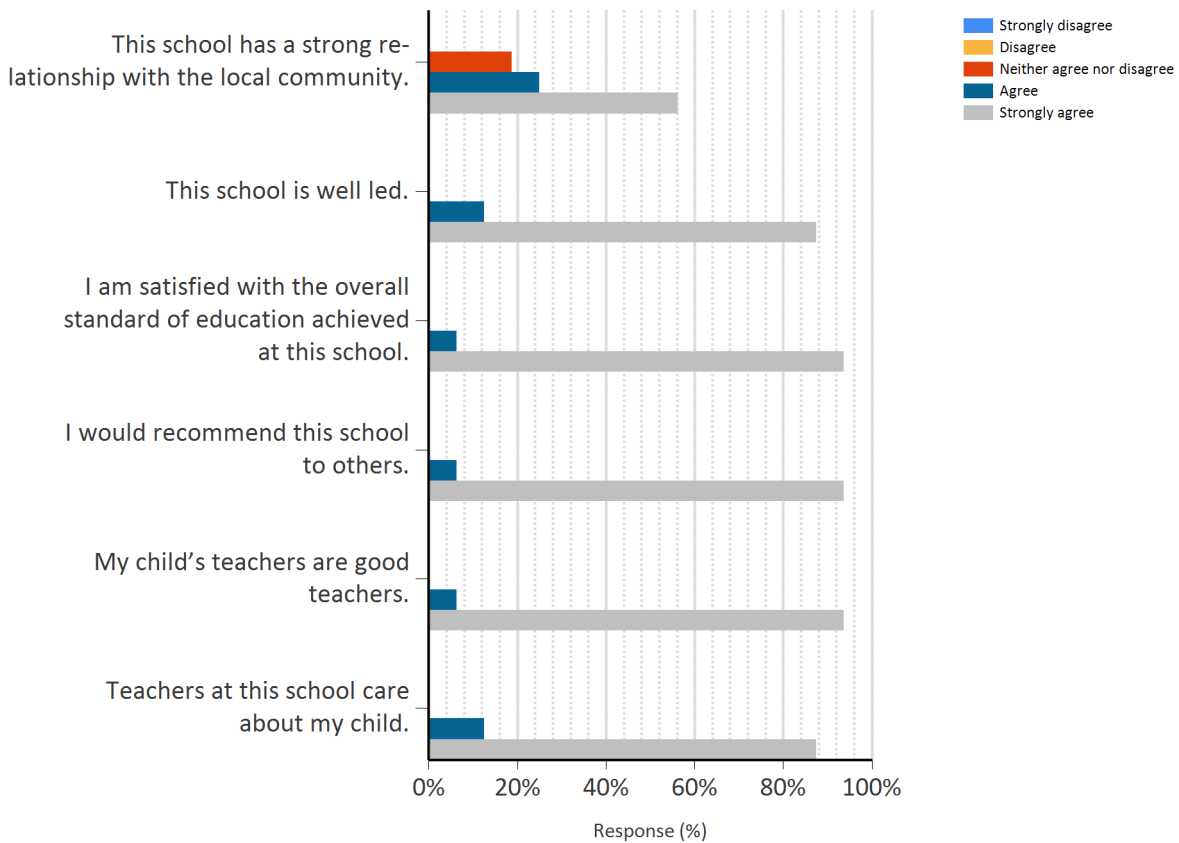
Riverside ESC Parent and Carer Survey 2016

My child is making good progress at this school.	-	-	-	-	-	-	1	6%	15	94%
My child's learning needs are being met at this school.	-	-	-	-	-	-	1	6%	15	94%
This school works with me to support my child's learning.	-	-	-	-	-	-	1	6%	15	94%

4 . Please rate the items below.

Rating	Score
Strongly agree	5
Agree	4
Neither agree nor disagree	3
Disagree	2
Strongly disagree	1





	Strongly disagree		Disagree		Neither agree nor disagree		Agree		Strongly agree	
	Num	%	Num	%	Num	%	Num	%	Num	%
This school has a strong relationship with the local community.	-	-	-	-	3	19%	4	25%	9	56%
This school is well led.	-	-	-	-	-	-	2	13%	14	88%
I am satisfied with the overall standard of education achieved at this school.	-	-	-	-	-	-	1	6%	15	94%
I would recommend this school to others.	-	-	-	-	-	-	1	6%	15	94%
My child's teachers are good teachers.	-	-	-	-	-	-	1	6%	15	94%
Teachers at this school care about my child.	-	-	-	-	-	-	2	13%	14	88%